

HBL Income Fund

Fund Manager's Report
March 2008

Investment Objective:

The objective of HBL Income Fund is to provide a stable stream of income with a moderate level of risk by investing in fixed income securities.

Fund Information :

Fund Type	Open End Income Fund
Currency	Pak Rupee (PKR)
Management Company	HBL Asset Management Limited
Registrar	HBL Asset Management Limited
Trustee	Central Depository Company of Pakistan Ltd.
Auditors	A. F. Ferguson & Co.
Sales Load	N I L
Min. Investment Amount	PKR 5,000
Management Fee	1.50% per annum
NAV per Unit	PKR 107.11

Fund Manager M. Amir Khan

Fund Size: PKR 6.47 billion

Fund Return:

March 2008	10.87%
February 2008	8.72%
Year to Date	9.32%

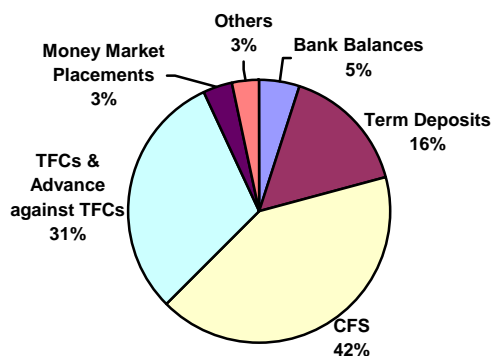
Fund Manager's Commentary

The Inter-Bank Market remained mostly tight and frequent discounting by banks was seen during the month of March 2008. The SBP frequently intervened in the market throughout the month to manage liquidity through Open Market Operations. The SBP increased the cut offs of 3, 6 and 12 month T-Bills. Further the cut off rates were increased in the PIBs of various tenors in the auction carried out on March 29, 2008. The average One-Month KIBOR increased from 9.89% in February 2008 to 10.01% in March 2008.

The average CFS rates increased from 11.03% per annum in February 2008 to 11.46% per annum in March 2008.

The Fund's exposure in CFS, TFCs & Advance against TFCs and Money Market Placements have increased by 2%, 1% and 4% respectively, while exposure in Term Deposits was reduced by 2% compared to last month.

Asset Allocation as on March 31, 2008



TFC Portfolio Rating		TDR Portfolio Rating	
Rating	% of total	Rating	% of total
AA+	2.02%	AA	47.62%
AA	70.39%	AA-	19.05%
AA-	6.33%	A+	23.81%
A+	1.74%	A-	9.52%
A	17.22%		
A-	2.30%		
Total	100%	Total	100%

Disclaimer:

All investments in mutual funds and securities are subject to market risk. The NAV based price of these units and any dividends and return thereon are dependant on forces and factors affecting the capital markets. These may go up or down on market conditions. Past performance is not necessarily indicative to future results. Please read the offering document to understand the investment policies and the risk involved.

HBL ASSET MANAGEMENT

HBL Stock Fund

Fund Manager's Report
March 2008

Investment Objective:

The objective of the Fund is to provide long-term capital growth by investing primarily in a diversified pool of equities and equity related instruments.

Fund Information :

Fund Type	Open End Stock Fund
Currency	Pak Rupee (PKR)
Management Company	HBL Asset Management Limited
Registrar	HBL Asset Management Limited
Trustee	Central Depository Company of Pakistan Ltd.
Auditors	A. F. Ferguson & Co.
Sales Load	2.5 % (Front-end)
Min. Investment Amount	PKR 5,000
Management Fee	3.0% per annum
NAV per Unit	PKR 109.74

Fund Manager M. Amir Khan

Fund Size: PKR 1.93 billion

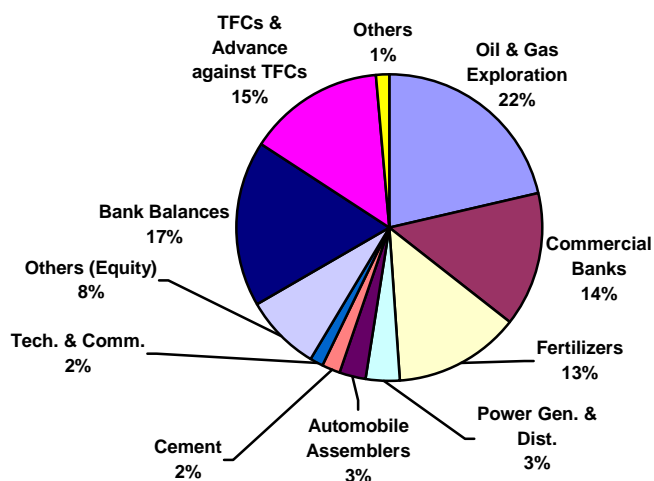
Fund Manager's Commentary

The market moved both ways during the month under review. The KSE-100 Index closed at 14,934 points as on February 29, 2008. The market initially started with a bearish note, however gained strength to reach at 15,171 points as on March 12, 2008. Thereafter, the market experienced bearishness as the KSE-100 Index declined by 443 points or 2.9% to close at 14,728 points as on March 18, 2008. From March 19, 2008 the market was again bullish and the market reached to its highest level of 15,275 points as on March 27, 2008 before closing at 15,125 points as on March 31, 2008, up by 1.28% from the previous month.

Major contributors in the rally were the Insurance, Fertilizer, Cement and Oil sectors.

The Fund increased its exposure in Commercial Banks, Power Generation and Distribution, Technology & Communications and Cement Sectors. The exposure in equity shares increased from 64% in February 2008 to 67% in March 2008.

Asset Allocation as on March 31, 2008



Top Equity Holdings:

1. Engro Chemical Pakistan Limited
2. Fauji Fertilizer Bin Qasim Limited
3. Fauji Fertilizer Company Limited
4. Habib Bank Limited
5. National Bank of Pakistan
6. Oil and Gas Development Company Limited
7. Pakistan Oilfields Limited
8. Pakistan Petroleum Limited
9. The Hub Power Company Limited
10. United Bank Limited

(Note: The holdings are stated in alphabetical order)

Disclaimer:

All investments in mutual funds and securities are subject to market risk. The NAV based price of these units and any dividends and return thereon are dependant on forces and factors affecting the capital markets. These may go up or down on market conditions. Past performance is not necessarily indicative to future results. Please read the offering document to understand the investment policies and the risk involved.

HBL Multi-Asset Fund

Fund Manager's Report
March 2008

Investment Objective:

The objective of the Fund is to provide long-term capital growth and income by investing in multiple asset classes such as Equity, Equity related instruments, Fixed Income Securities, Continuous Funding System, Derivatives and money market instruments etc.

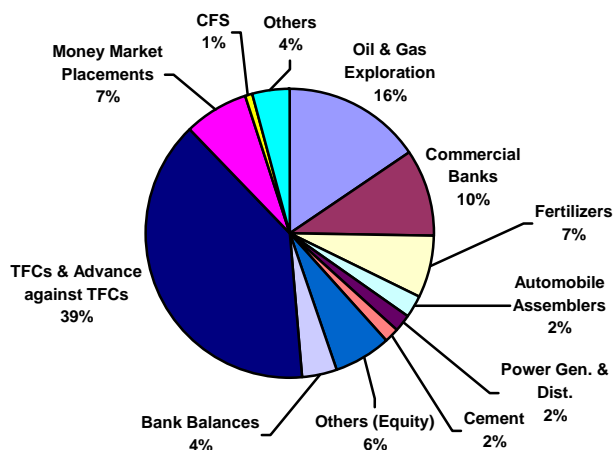
Fund Information :

Fund Type	Open End Balanced Fund
Currency	Pak Rupee (PKR)
Management Company	HBL Asset Management Limited
Registrar	HBL Asset Management Limited
Trustee	Central Depository Company of Pakistan Ltd.
Auditors	A. F. Ferguson & Co.
Sales Load	2.0 % (Front-end)
Min. Investment Amount	PKR 5,000
Management Fee	2.0% per annum
NAV per Unit	PKR 105.06

Fund Manager M. Amir Khan

Fund Size: PKR 591 million

Asset Allocation as on March 31, 2008



Fund Manager's Commentary

The Inter-Bank Market remained mostly tight and frequent discounting by banks was seen during the month of March 2008. The average One-Month KIBOR increased from 9.89% in February 2008 to 10.02% in March 2008. As the KIBOR is increasing, all the TFCs which are linked to KIBOR are being re-priced at a higher rate.

The average CFS rates saw an increase through-out the month from 11.03% per annum in February 2008 to 11.46% per annum in March 2008.

The market moved both ways during the month under review. The KSE-100 Index closed at 14,934 points as on February 29, 2008. The market initially started with a bearish note, however gained strength to reach at 15,171 points as on March 12, 2008. Thereafter the market experienced bearishness as the KSE-100 Index declined by 443 points or 2.9% to close at 14,728 points as on March 18, 2008. From March 19, 2008 the market was again bullish and the market reached to its highest level of 15,275 points as on March 27, 2008 before closing at 15,125 points as on March 31, 2008, up by 1.28% from the previous month.

The Fund exposure in equity shares increased to 44% in March 2008, from 39% in the previous month, by increasing exposure in Commercial Banks, Cement and Other Equity sectors. The exposure in TFCs was maintained, however exposure in CFS reduced from 7% in February 2008, to 1% in March 2008.

Top Equity Holdings:

1. Engro Chemical Pakistan Limited
2. Fauji Fertilizer Bin Qasim Limited
3. Fauji Fertilizer Company Limited
4. Habib Bank Limited
5. National Bank of Pakistan
6. Oil and Gas Development Company Limited
7. Pakistan Oilfields Limited
8. Pakistan Petroleum Limited
9. The Hub Power Company Limited
10. United Bank Limited

(Note: The holdings are stated in alphabetical order)

Disclaimer:

All investments in mutual funds and securities are subject to market risk. The NAV based price of these units and any dividends and return thereon are dependant on forces and factors affecting the capital markets. These may go up or down on market conditions. Past performance is not necessarily indicative to future results. Please read the offering document to understand the investment policies and the risk involved.